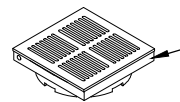
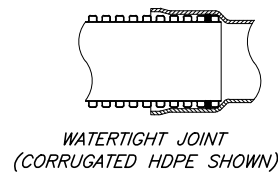


STANDARD FARR WEST CITY LID ROADWAY SECTION
CITY STANDARD



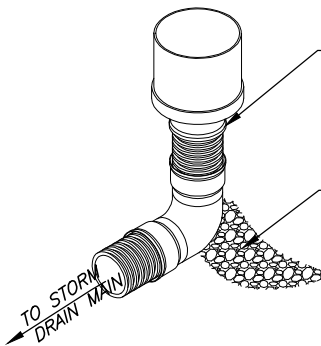
BRONZE GRATE & INTEGRATED
DUCTILE IRON FRAME TO MATCH BASIN O.D.

VARIOUS TYPES OF INLET & OUTLET ADAPTERS
AVAILABLE: 4" - 30" FOR CORRUGATED HDPE
(ADS N-12/HANCOR DUAL WALL, ADS/HANCOR
SINGLE WALL), N-12 HP, PVC SEWER (EX: SDR 35),
PVC DWV (EX: SCH 40), PVC C900/C905,
CORRUGATED & RIBBED PVC

THE BACKFILL MATERIAL SHALL BE CRUSHED STONE OR OTHER
GRANULAR MATERIAL MEETING THE REQUIREMENTS OF CLASS I,
CLASS II, OR CLASS III MATERIAL AS DEFINED IN ASTM D2321.
BEDDING & BACKFILL FOR SURFACE DRAINAGE INLETS SHALL BE
PLACED & COMPACTED UNIFORMLY IN ACCORDANCE WITH ASTM D2321.

NOTES:

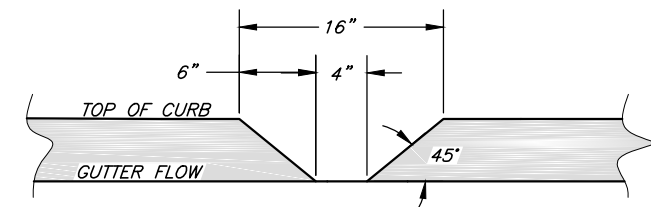
- (A) -8" - 15" GRATES SHALL BE SOLID BRASS METAL.
- (B) -12" - 30" FRAMES SHALL BE DUCTILE IRON PER ASTM A536 GRADE 70-50-05.
8" & 10" BRONZE GRATES FIT DIRECTLY ONTO INLINE DRAINS SEE
DRAWING NO. 7003-110-000 & 7003-110-001.
- (C) -DRAINAGE CONNECTION STUB JOINT TIGHTNESS SHALL CONFORM TO
ASTM D3212 FOR CORRUGATED HDPE (ADS N-12/HANCOR DUAL WALL),
N-12 HP, & PVC SEWER.
- (D) -8" - 15" BRONZE GRATES HAVE NO LOAD RATING.



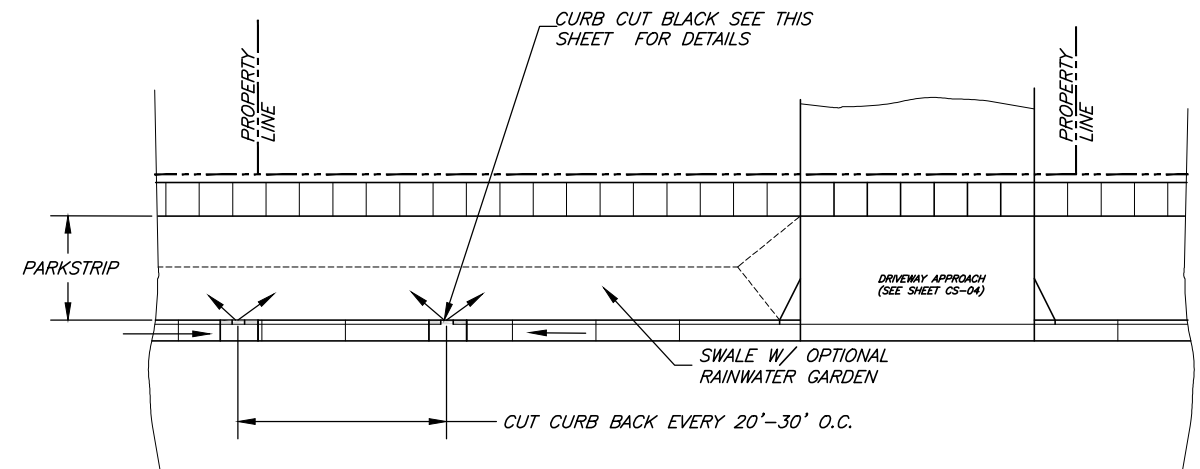
INLINE DRAIN WITH GRATE DETAIL

DRAFT

SEE CITY STANDARDS CS-2
FOR ROADWAY GENERAL NOTES.
CURBED ROAD TABLE & DETAIL
NOTES.
CROWN LOCATION TABLE & DETAIL
NOTES.



CURB CUT ELEVATION
CITY STANDARD



GENERAL LOT CURB CUT CONFIGURATION PLAN

PROJECT ENGINEER			
DATE	REV.	DATE	APPR.

SCALE:

N. T.S.

DESIGNED BEB
DRAWN BEB
CHECKED DDA



CONSULTING ENGINEERS

1716 East 5600 South
Ogden, Utah 84403 (801) 476-9767

FARR WEST CITY CORPORATION
PUBLIC WORKS STANDARD DRAWINGS
LID ROADWAY IMPROVEMENTS

SHEET:
CS-A2
OF 18 SHEETS
0